

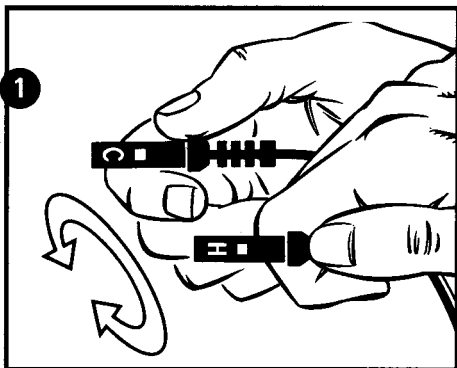
Contents

Congratulations!	2
Quick Start Operation	4
13 Bright Ideas for Enjoying The Electric Igloo	6
Helpful Hints	8
Features, Benefits & Bonuses from Igloo®!	10
Safety Precautions.....	11
Maintenance Procedures..... & Trouble Shooting	12
Optional Accessories	13
Fast Facts.....	14
Replacement Parts.....	15
Technical Specifications.....	15
Warranty Information & Service Procedures	16

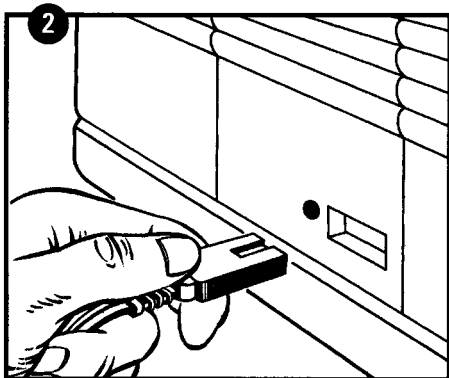
This booklet is intended for use with all Igloo cold-only thermoelectric cooler products.

Remove power cord from inside your thermoelectric unit and locate the end with two small holes. One side has a blue "C" for cooling; the other side has a red "H" for heating.

Note: The red "H" is for use with Igloo® thermoelectric products that have a warming feature. The unit you have purchased does not warm.




Quick Start

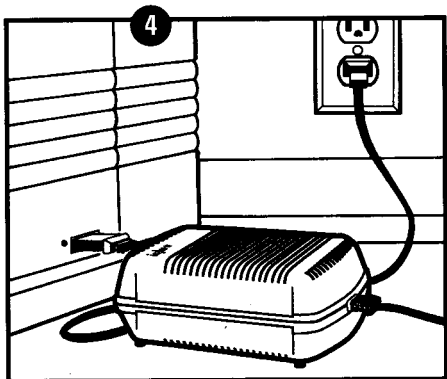


Locate the plug receptacle on your Kool Mate® product. To cool, align the "C" with the dot beside the receptacle.

Note: Do not try to align the "H" with the dot. Your unit does not warm.



Plug the other end of the power cord into your cigarette lighter. For the best contact, be sure that your lighter receptacle is free of debris or corrosion.



Igloo's optional Kool Mate Converter transforms 110v AC to 12v DC current so that your Kool Mate can operate on standard household power. Simply connect the converter to your product's power cord; then plug the converter into any household outlet. Do not use any other method of connecting your unit to 110v current. Fire or shock may occur.



KOOL / MATE


13 *Bright Ideas For Enjoying Your Kool Mate®*

1 Car Trips: Eating on the road is expensive, particularly with a family. But Kool Mate takes lunch along. Smaller units rest on car seats for one-handed access. Larger units ride in the rear, easily connected to the cigarette lighter with the Kool Mate's long power cord.

2 Picnics & Camping: Keep food and refreshments cold on the way to the picnic. Tote leftovers home, safely chilled. When camping, cool down soft drinks during warm days and nights. For even more enjoyment, connect your Kool Mate to a spare 12v battery with an optional battery adapter by Igloo®. You'll have hours of cooling power!

3 Business Trips: Take a Kool Mate on your next road trip and you'll get where you're going faster. That's because there's no stopping for refreshments—they're right at your fingertips! You'll save time and money when you reach your destination, too. Just bring The Electric Igloo™ into your place

of lodging, connect Igloo's optional AC/DC Converter and serve yourself instead of ringing room service.



4 Recreation Rooms: What better place for a Kool Mate than the bar, game or rec room? Saves trips to the kitchen. Makes room in the family fridge, too.

5 Dorm Life: Kool Mate is the perfect companion for dorm rooms. Because each unit draws no more amperage than a 60-watt light bulb, there's little drain on current, even in older dorms. What's more, Kool Mate helps students on a budget eat right. During the week, fruits and vegetables from a Kool Mate

can replace junk food and fast food. On the weekend, students can pack a Kool Mate with refreshments and save money on the trip home. *(Optional converter required for use with 120v power.)*

6 Tailgate Parties & Potluck

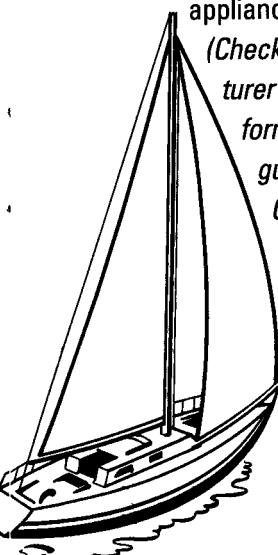
Dinners: Keep creations from your kitchen well chilled on the way to the party. Hors d'oeuvres. Salads. Entrees. Desserts. The works! Friends will admire your cooking more than ever, thanks to help from your Kool Mate.

7 Commuters: What a delicious way to start the day! Nutritious juice, milk, fruit and yogurt kept cool all the way to the office.

8 Child Care: Keep infant formula cool in your handy Kool Mate. Excellent for use in nurseries or day care centers where refrigeration appliances are scarce.

(Check with the manufacturer of your baby food or formula for temperature guidelines.)

Optional converter required for use with 120v power.)



9 Home Entertaining: Throwing the perfect dinner party? Planning a festive cocktail hour? Don't forget to cool down your Kool Mate beforehand. You'll never run short of chilled refreshments! *(Optional converter required for use with 120v power.)*

10 Medicines: Don't wonder. Don't worry. Keep temperature-sensitive medicines safely chilled in your Kool Mate when travelling. *(Check with your pharmacist or doctor for precise temperature instructions and tolerances.)*

11 Savings: Save yourself the time, trouble and expense of using ice. Simply plug in your Kool Mate for drip-free, mess-free, cost-free cooling!

12 Truckers: To professional drivers, time is money. So why not plug a Kool Mate into your cab? You can keep moving while you keep yourself refreshed and refuelled.

13 Boaters: Take along a Kool Mate for instant refreshment on the water. Ideal to store extra provisions for day trips or boating weekends.

KOOL MATE

Helpful Hints

1 Thermoelectric units cool like a refrigerator.

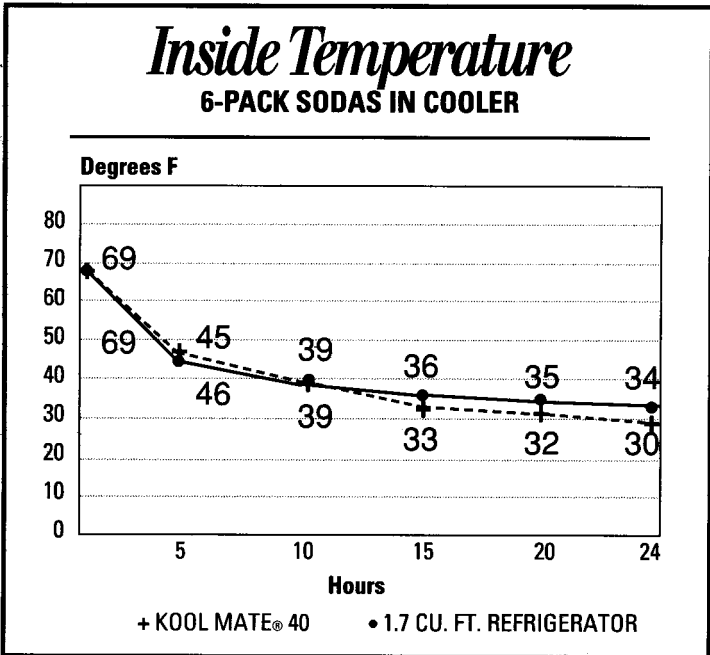
If you put a cold drink into a cold refrigerator, it will stay cold. But if you put a warm drink into a warm refrigerator, it will take a substantial amount of time for the drink to reach the temperature you desire.

When we tested how fast a warm 6-pack of soda cooled down in a Kool Mate 40 versus a 1.7 cu. ft.

refrigerator, we discovered that it took 10 hours for either unit to drop to 39°F (see chart below).

Your new Kool Mate will always perform at its best when you fill it with food or beverages which have been pre-chilled.

For maximum performance, plug in your unit and let it cool down for approximately 3 hours before loading it.

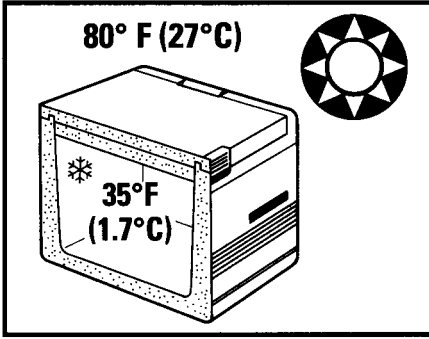


2 To improve your unit's cooling ability on warm days, try reusable Igloo® Ice Bottles or Igloo Freeze Flasks. These are especially helpful in keeping your unit cold while unplugged.

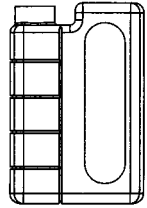
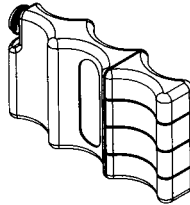
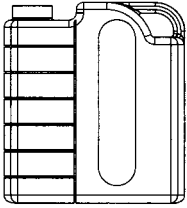
3 Most Kool Mates do not have a thermostat. This means that they run

continuously instead of shutting off at a certain temperature. It also means that their performance is affected by the air temperature surrounding them.

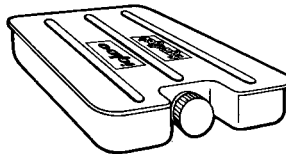
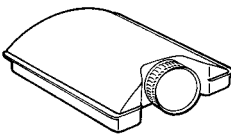
Generally, your Kool Mate will cool to 44-46°F below the outside temperature. For example, in a typical room, where a constant temperature of 80°F is maintained, this unit will cool to approximately 35°F. To ensure optimum performance, always keep your Kool Mate out of direct sunlight.



Igloo Ice® Bottles



Igloo Freeze Flasks™



KOOL / MATE

Features, Benefits & Bonuses from Igloo®!

For a quick look at what makes your new Kool Mate so special, check the list below. Igloo puts more extras into its products so you can get more enjoyment out of them!

FEATURES ⚡ BENEFITS

- Patented Z-Max® power chip
- Precision modular cooling engine
- Brushless motor
- Refrigerator styling
- Replaceable fuse in power cord
- Cools without ice
- Ultratherm® insulation
- Commercial-quality lid gasket
- High-performance heat sink
- Refrigerator-quality liner
- Operates freon-free
- Lightweight construction
- Sturdy ergonomic handles
- Built Igloo tough
- Long power cord
- Replaceable parts
- Ensures unsurpassed cooling
- Guarantees that every product meets exacting standards
- Provides quiet operation & extra long motor life
- Functions like a refrigerator in upright position
- Shuts off unit in case of power surge
- No more mess, no more expense!
- Locks in the cold
- Seals ultra tight
- Ensures thorough cooling
- Resists stains & odors, wipes clean
- Protects the environment
- Easy to transport
- Comfortable to carry
- Withstands daily use
- Reaches any power source easily
- The Electric Igloo™ keeps working for years

Z-Max is a registered trademark of Tellurex Corp.


Safety Precautions

Kool Mate® Cooler

1 Do not use ice in your Kool Mate. Never fill your unit with liquids which aren't in containers. Liquids can corrode the fan and motor parts, impairing performance.



2 Always be certain that your Kool Mate has adequate ventilation.



Air intake and fan areas should never be blocked. Never operate your unit in a car trunk or enclosed area.

3 Avoid all contact with enclosed or metal parts while your unit is in use. Electrical shock or burn may result.

4 Always unplug your unit before cleaning.

5 Never operate any Kool Mate on AC current without using an optional Kool Mate AC/DC Converter. Never try to connect a Kool Mate directly to AC current. Fire or shock may occur.

6 Do not operate your Kool Mate for more than two hours with your car off unless you are using Igloo's optional battery guard. On average, units draw between 3 amps and 5 amps (4.2 amps average) of electricity per hour. While an average car battery is rated at 48-60 amps/hr., age will affect its performance.

You may operate your unit continuously while your car is running because your automobile's alternator provides more than enough power to prevent your battery from being drained.

7 If you run your unit off a secondary battery, periodically have the battery checked for available amps.

8 Keep your Kool Mate in a clean environment with good air flow. Pet hair, dust and dirt may impair your unit's operation and void its warranty.

9 Do not put any part of your Kool Mate into a dishwasher.

Converter (optional)

1 Do not use any Kool Mate AC/DC Converter outside.

2 Kool Mate Converters are designed for use with Kool Mate thermoelectric products and with any 12 volt appliance drawing less than 6 amps.

Use of any other brand of converter with your Kool Mate may hinder the unit's performance and will void its warranty.

Power Cord

1 Do not remove cord by yanking. Gently loosen cord from unit by grabbing the plug, not the cord.

2 Do not cut your power cord or modify it in any way. Doing so will invalidate your warranty and may cause fire or shock.

3 To replace the 6 amp fuse in your power cord, unscrew the tip of the plug, remove the used fuse, insert the new fuse and re-attach the tip of the plug. Never use anything greater than a 6 amp fuse and be certain it is UL approved or equivalent. Failure to follow these guidelines could result in fire or shock.

KOOL MATE

Maintenance Procedures & Trouble Shooting

Maintenance Procedures

- 1** Keep cords and cigarette lighter sockets clean at all times. Tobacco particles in the socket or on the plug can affect performance.
- 2** Before cleaning your unit, be certain it is unplugged. Then wipe down the inside with a warm, damp cloth. Do not use harsh or abrasive cleansers. A mild soap or baking soda solution is sufficient.

Trouble Shooting

- 1** If your cord gets hot in the socket, you may need to clean the socket and/or plug so that the plug fits properly. Do not use your Kool Mate if socket is corroded or dirty.
 - 2** If your unit is not cooling properly, check to ensure that air vents are not blocked. Move your unit out of sunlight and away from direct heat to improve cooling.
- Also check the 6 amp fuse in your power cord. It may need replacement.
- 3** If your unit quits running while operating off a battery, check the battery for adequate amps.

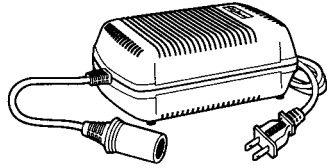


Optional Accessories

Enjoy Your Kool Mate® Indoors, Outdoors, Everywhere!

AC/DC CONVERTERS

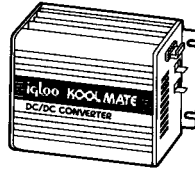
Lightweight, portable converters transform AC current to DC and power The Electric Igloo™ at home, in dorms, offices or hotels. Solid state 120v and 230v models available. UL/CSA, TUV/CE.



120v (model #2141); 230v (model #6877)

24/12 DC/DC CONVERTER

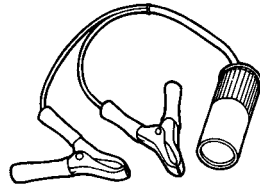
Converts 24v DC current to 12v DC. Lets you enjoy The Electric Igloo in trucks and boats. Solid state.



(model #2744)

12v BATTERY ADAPTER

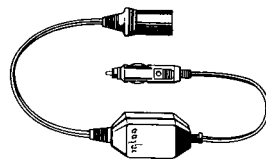
Connects The Electric Igloo to 12v battery terminals for a secondary power source. Simply plug your power cord into the cigarette lighter receptacle on the adapter and connect the alligator clips to any 12v battery. Great for outdoor use—camping, boating, hunting or fishing.



(model #8208)

BATTERY GUARD

For use when a Kool Mate is running off a car battery with the car engine off. Shuts the unit off when battery drains to 10.5v. Starting the car engine turns the Kool Mate back on. (Not operable in all automobiles. Check with your dealer before purchasing.)



(model #8206)

KOOL MATE

Fast Facts



A quick summary of key facts about your Kool Mate® cooler:

- 1** Cools to 44-46°F below outside temperature.
- 2** Uses 4.2 amps electricity, 48 watts; draws less power than a car's tail lights!
- 3** Car battery is 48-60 amps; car needs 20 amps to start. Recommend using a Kool Mate less than 2 hours without car motor running.
- 4** Units take about 3 hours to cool down.
- 5** Warm food/drinks take about 10 hours to cool down when unit is cool (same as a refrigerator). It is best to pre-chill food/drinks; cool down is quicker when other food/drinks in unit are cool.
- 6** When first running your Kool Mate or when loading warm food/drinks, speed up cooling by using Igloo Ice® Bottles or Igloo Freeze Flasks™.
- 7** Replaceable 6 amp fuse in power cord. Dirty cigarette lighter will impede performance.
- 8** Igloo converter provides 5+ amps of power, is double fused and UL listed. Most other converters don't have required amperage.

Replacement Parts

The Electric Igloo™ is built to last. In fact, you can replace nearly any part and your unit will work like new. Parts are available through your local retailer or call 1-800-364-5566. Igloo® products are earth-friendly. Since every part is replaceable, our products perform for years saving the planet's resources and saving you money.

Technical Specifications

Voltage: 12 volts DC (11 volts minimum, 14 volts maximum); 10% residual ripple maximum allowance.

Amperage: $\pm 10\%$ for cooling.

Current Draw: 4.5 amps at 12v DC.

Refrigeration system: Thermoelectric solid state heat pump.


Temperature: 44-46°F below ambient.

Insulation:
Ultratherm® (polyurethane foam).

Fan motor: 12 volt DC motor, permanently lubricated.

Battery Consumption: The Electric Igloo draws between 3 amps and 5 amps (4.2 amps is average).

Igloo Converter: Provides 5+ amps of power, is double-fused and UL listed.



KOOL/MATE

Warranty & Service Procedures



Limited Warranty

Igloo® Products Corp. warrants The Electric Igloo to be free from defects in material or workmanship under normal use and service for one year from the date of original purchase. The provisions of this warranty shall not apply to any unit which has been: (1) subject to misuse or neglect, (2) damaged in an accident, (3) used for any purpose not expressly stated in this manual, (4) repaired or altered in any way, including electronic changes from its original configuration. Abuse voids warranty. The product is designed for a 12 volt DC vehicle system. For operation with 120 volt AC, use only with the Kool Mate® #2141 AC/DC Converter. For operation with 230 volt AC, use only with the Kool Mate #6877 AC/DC Converter. Use with other converters will void warranty.

Any implied warranties including the implied warranty of merchantability are also limited to duration of the one year period from the original purchase date. There are no warranties which extend beyond the description on the face hereof. This warranty gives you specific legal rights and you may also have other rights which vary from state to state.

Service Procedures

Call 1-800-364-5566 for service procedures and information.



**Made in
the USA**